



PAPER BED FILTER PBLs MODELS



Applications

- Grinding
- Metal working
- Sawing
- Honing
- Parts washing
- Metal Finishing
- Water Treating

**WHEN LOWER INLET HEIGHT AND FINER FILTRATION
IS REQUIRED
THE MODEL PBLs IS YOUR ANSWER**

The Model PBLs's rugged steel construction allows for years of dependability and superior filtration. It incorporates a flat wire center belt fastened to a woven wire edging, allowing positive conveyance of spent filtration media. Each unit contains an adjustable automatic indexing control driven by Flow Pro's unique coolant level probe. This reduces the overall consumption of filter media and provides substantial cost savings. The PBLs models are available in a wide range of sizes.

Each unit is configured by filter area and flow rate and range anywhere for 10 gallons per minute to 200 gallons per minute. Flow rates are based on water based coolant. Flow rates for oil applications are reduced by 50%.

Phone: (815) 836-1900 Fax: (815) 836-1901

618 Anderson Drive, Suite A, Romeoville, IL 60446

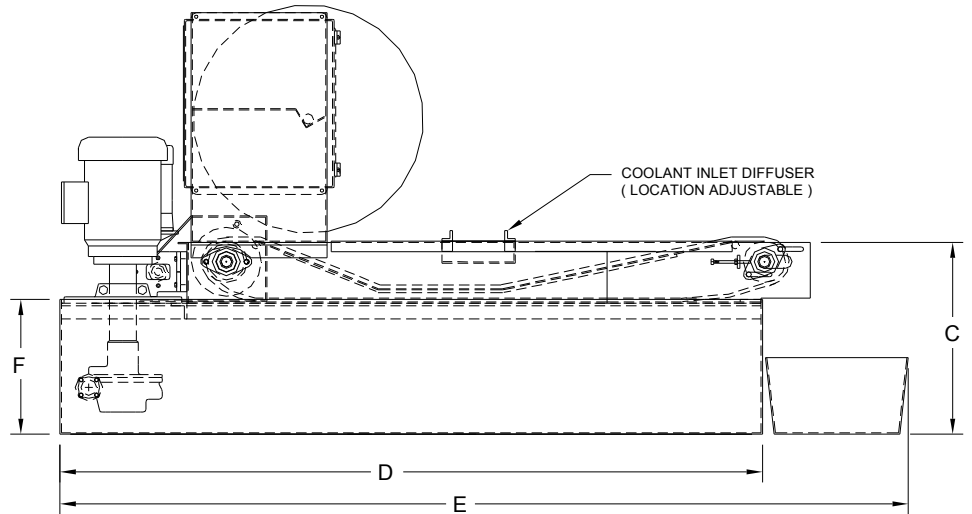
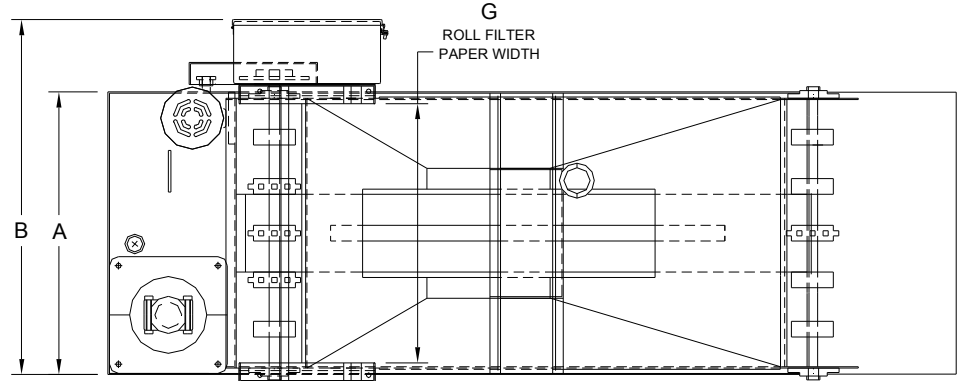
WWW.FLOWPROINC.COM

COPYRIGHT © FLOWPRO PRODUCTS, INC. 2014 ALL RIGHTS RESERVED

**FLOW PRO
PRODUCTS, INC.**



PAPER BED FILTER PBLs MODELS



Model	Filter Area (sq. ft)	Flow Rate (GPM)	A	B	C	D	E	F	G
PBLs-6.5	6.5	1-20	27.25	34	14.50	67	80	9	24
PBLs-10	10	20-30	39.25	48	15.87	67	80	9	36
PBLs-15	15	30-45	39.25	48	15.87	91	104	9	36
PBLs-18	18	45-55	39.25	48	15.87	103	116	9	36
PBLs-20	20	55-65	51.25	60	15.87	91	104	9	48
PBLs-24	24	65-75	51.25	60	15.87	103	116	9	48
PBLs-28	28	75-85	51.25	60	18.87	115	128	12	48
PBLs-38	38	85-140	51.25	60	18.87	144	157	12	48
PBLs-50	50	140-200	51.25	60	18.87	180	193	12	48

* Flow rates are based on water based coolant applications. Flow rate on the oil applications are reduced by 50%.

Phone: (815) 836-1900 Fax: (815) 836-1901

618 Anderson Drive, Suite A, Romeoville, IL 60446

WWW.FLOWPROINC.COM

FLOW PRO
PRODUCTS, INC.